

■ Features :

- 180-264VAC input only
- Fully encapsulated with IP67 level (Note.5)
- Protections: Short circuit / Overload / Over voltage / Over temperature
- Cooling by free air convection
- Pass LPS
- 100% full load burn-in test
- Suitable for LED lighting and moving sign applications
- High reliability / Low cost
- 2 years warranty

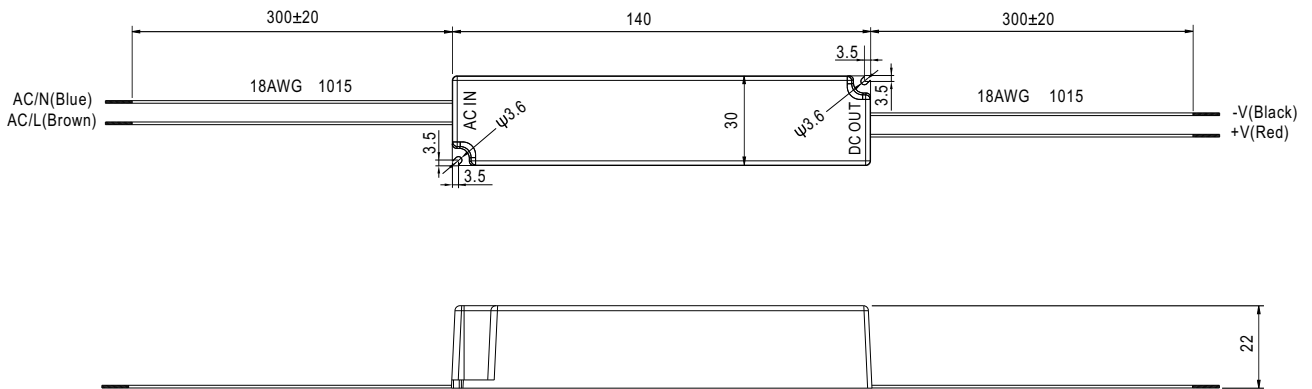
□ LPS IP67  

SPECIFICATION

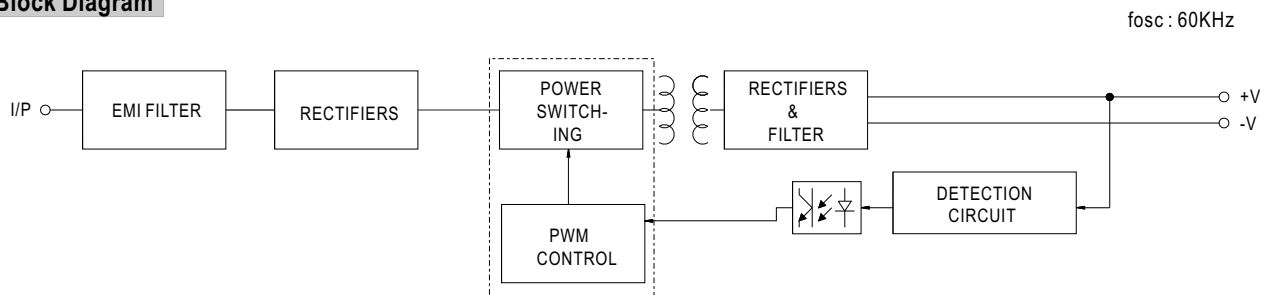
| MODEL | LPH-18-12 | LPH-18-24 | LPH-18-36 | |
|-----------------------|--|--|-------------|--------------|
| OUTPUT | DC VOLTAGE | 12V | 24V | 36V |
| | RATED CURRENT | 1.5A | 0.75A | 0.5A |
| | CURRENT RANGE | 0 ~ 1.5A | 0 ~ 0.75A | 0 ~ 0.5A |
| | RATED POWER | 18W | 18W | 18W |
| | RIPPLE & NOISE (max.) Note.2 | 120mVp-p | 150mVp-p | 200mVp-p |
| | VOLTAGE TOLERANCE Note.3 | ±3.0% | | |
| | LINE REGULATION | ±1.0% | | |
| | LOAD REGULATION | ±2.0% | | |
| | SETUP, RISE TIME | 1500ms, 30ms / 230VAC | | |
| HOLD UP TIME (Typ.) | 50ms/230VAC at full load | | | |
| INPUT | VOLTAGE RANGE | 180 ~ 264VAC 254 ~ 370VDC | | |
| | FREQUENCY RANGE | 47 ~ 63Hz | | |
| | EFFICIENCY(Typ.) | 78% | 82% | 83% |
| | AC CURRENT | 0.3A/230VAC | | |
| | INRUSH CURRENT(max.) | Cold start 50A/230VAC | | |
| LEAKAGE CURRENT | 0.25mA / 240VAC | | | |
| PROTECTION | OVER CURRENT | Above 105% rated output power Protection type : Hiccup mode, recovers automatically after fault condition is removed | | |
| | OVER VOLTAGE | 13.8~ 16.2V | 27.6~ 32.4V | 41.4 ~ 48.6V |
| | OVER TEMPERATURE | Tj 170 t typically (U1) Detect on main control IC Protection type : Hiccup mode, recovers automatically after temperature goes down | | |
| ENVIRONMENT | WORKING TEMP. | -30 ~ 70°C (Refer to output load derating curve) | | |
| | WORKING HUMIDITY | 20 ~ 90% RH non-condensing | | |
| | STORAGE TEMP., HUMIDITY | -40 ~ +80°C, 10 ~ 95% RH | | |
| | TEMP. COEFFICIENT | ±0.03%/°C (0 ~ 50°C) | | |
| SAFETY & EMC (Note 4) | VIBRATION | 10 ~ 500Hz, 2G 10min./1cycle, period for 60min. each along X, Y, Z axes | | |
| | SAFETY STANDARDS | TUV EN60950-1, IP67 approved; design refer to UL1310 Class 2, EN61347-2-13, CAN/CSA C22.2 No. 223-M91 | | |
| | WITHSTAND VOLTAGE | I/P-O/P:3KVAC | | |
| | ISOLATION RESISTANCE | I/P-O/P:>100M Ohms / 500VDC / 25°C / 70% RH | | |
| | EMI CONDUCTION & RADIATION | Compliance to EN55022 (CISPR22) Class B | | |
| | HARMONIC CURRENT | Compliance to EN61000-3-2 Class A, EN61000-3-3 | | |
| OTHERS | EMS IMMUNITY | Compliance to EN61000-4-2,3,4,5,6,8,11; ENV50204, EN55024, Light industry level, criteria A | | |
| | MTBF | 1200.6K hrs min. MIL-HDBK-217F (25) | | |
| | DIMENSION | 140*30*22(L*W*H) | | |
| NOTE | PACKING | 0.175Kg; 70pcs/13.3Kgs/0.71CUFT | | |
| | <ol style="list-style-type: none"> 1. All parameters NOT specially mentioned are measured at 230VAC input, rated load and 25°C of ambient temperature. 2. Ripple & noise are measured at 20MHz of bandwidth by using a 12" twisted pair-wire terminated with a 0.1uf & 47uf parallel capacitor. 3. Tolerance : includes set up tolerance, line regulation and load regulation. 4. The power supply is considered as a component that will be operated in combination with final equipment. Since EMC performance will be affected by the complete installation, the final equipment manufacturers must re-qualify EMC Directive on the complete installation again. 5. Suitable for indoor use or outdoor use without direct sunlight exposure. | | | |

Mechanical Specification

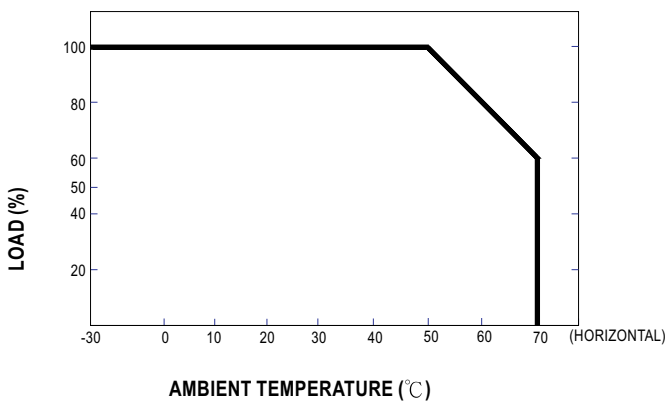
Unit:mm



Block Diagram



Derating Curve



Static Characteristics

