



■ Features :

- Constant voltage design
- Universal AC input / Full range
- Withstand 300VAC surge input for 5 seconds
- Protections: Short circuit / Over current / Over voltage
- Cooling by free air convection
- Fully encapsulated with IP67 level (Note.8)
- Fully isolated plastic case
- Class II power unit, no FG
- Pass LPS
- Suitable for LED lighting and moving sign applications (Note.7)
- 100% full load burn-in test
- Low cost, high reliability
- 5 years warranty

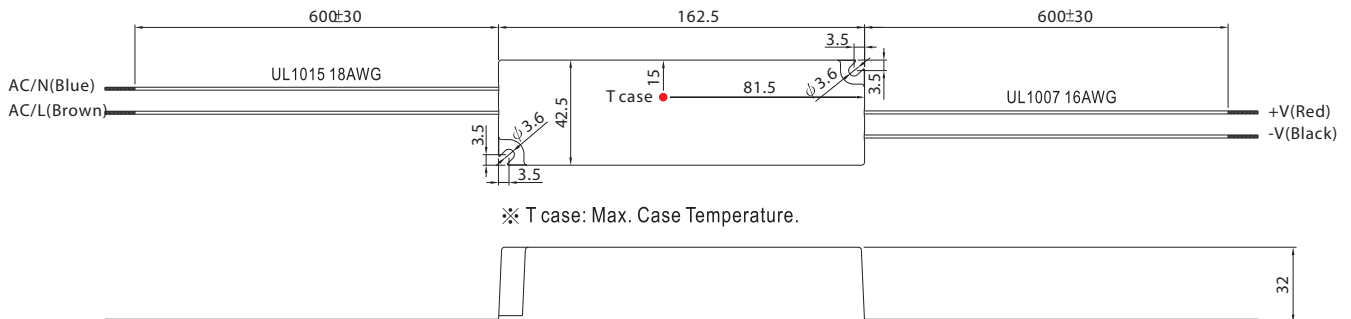
□ LPS IP67 c  us 

SPECIFICATION

MODEL	BP-V12-360	
OUTPUT	DC VOLTAGE	12V
	RATED CURRENT	3A
	CURRENT RANGE	0 ~ 3A
	RATED POWER	36W
	RIPPLE & NOISE (max.) Note.2	120mVp-p
	VOLTAGE TOLERANCE Note.3	±5.0%
	LINE REGULATION	±1.0%
	LOAD REGULATION	±2.0%
	SETUP, RISE TIME Note.6	500ms, 20ms / 230VAC 500ms, 20ms / 115VAC at full load
	HOLD UP TIME (Typ.)	50ms/230VAC 16ms/115VAC at full load
INPUT	VOLTAGE RANGE Note.4	90 ~ 264VAC 127 ~ 370VDC
	FREQUENCY RANGE	47 ~ 63Hz
	EFFICIENCY (Typ.)	84%
	AC CURRENT (Typ.)	1.1A/115VAC 0.7A/230VAC
	INRUSH CURRENT(max.)	COLD START 55A(twidth=510μs measured at 50% Ipeak) at 230VAC
PROTECTION	LEAKAGE CURRENT	0.25mA / 240VAC
	OVER CURRENT	110 ~ 150% rated output power Protection type : Hiccup mode, recovers automatically after fault condition is removed
	OVER VOLTAGE	13.8 ~ 16.2V Protection type : Shut down o/p voltage, re-power on to recover
	WORKING TEMP.	-30 ~ +65 °C (Refer to "Derating Curve")
ENVIRONMENT	WORKING HUMIDITY	20 ~ 90% RH non-condensing
	STORAGE TEMP., HUMIDITY	-40 ~ +80 °C, 10 ~ 95% RH
	TEMP. COEFFICIENT	±0.03%/°C (0 ~ 50 °C)
	VIBRATION	10 ~ 500Hz, 2G 10min./1cycle, period for 60min. each along X, Y, Z axes
SAFETY & EMC	SAFETY STANDARDS	UL1310, CAN/CSA C22.2 No. 223-M91, IP67 approved; design refer to TUV EN60950-1
	WITHSTAND VOLTAGE	I/P-O/P:3KVAC
	ISOLATION RESISTANCE	I/P-O/P:>100M Ohms / 500VDC / 25 °C / 70% RH
	EMC EMISSION	Compliance to EN55022 (CISPR22) Class B, EN61000-3-2 Class A, EN61000-3-3
	EMC IMMUNITY	Compliance to EN61000-4-2,3,4,5,6,8,11, EN55024, light industry level, criteria A
OTHERS	MTBF	743.5Khrs min. MIL-HDBK-217F (25 °C)
	DIMENSION	148*40*30 (L*W*H)
	PACKING	0.34Kg; 40pcs/14.6Kg/0.63CUFT
NOTE	<p>1. All parameters NOT specially mentioned are measured at 230VAC input, rated load and 25 °C of ambient temperature.</p> <p>2. Ripple & noise are measured at 20MHz of bandwidth by using a 12" twisted pair-wire terminated with a 0.1uf & 47uf parallel capacitor.</p> <p>3. Tolerance : includes set up tolerance, line regulation and load regulation.</p> <p>4. Derating may be needed under low input voltage. Please check the static characteristics for more details.</p> <p>5. The power supply is considered as a component that will be operated in combination with final equipment. Since EMC performance will be affected by the complete installation, the final equipment manufacturers must re-qualify EMC Directive on the complete installation again.</p> <p>6. Length of set up time is measured at first cold start. Turning ON/OFF the power supply may lead to increase of the set up time.</p> <p>7. In the European market this product is only suitable for LED lighting applications that don't have to comply with the harmonic current requirements of EN61000-3-2 Class C.</p> <p>8. Suitable for indoor use or outdoor use without direct sunlight exposure. Please avoid immerse in the water over 30 minute.</p>	

Mechanical Specification

Unit:mm

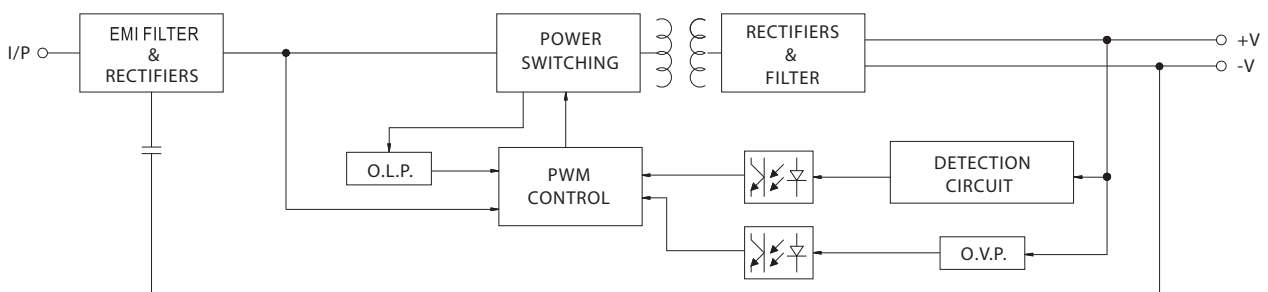


Recommend Mounting Direction

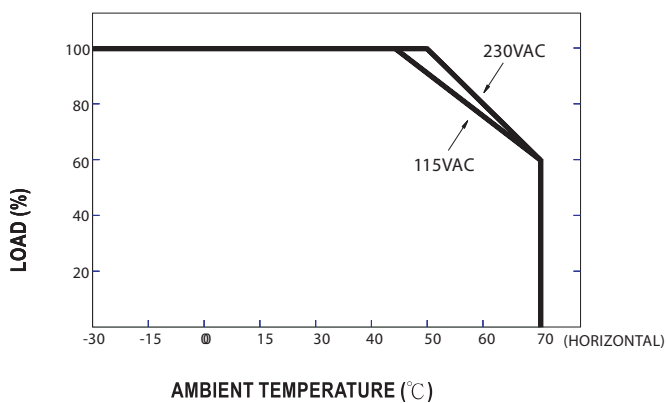


Block Diagram

fosc : 65KHz



Derating Curve



Static Characteristics

